



MH Weld Head Range

Designed specifically for more robust resistance and spot welding applications, AMADA WELD TECH's MH series weld heads are rugged, high performance machines particularly suited to applications such as motor armature fusing, welding automotive stamping, and nut welding.



MH-1301A



MH-1201A



MH-1501C

KEY FEATURES

- Fast follow-up designs improve weld consistency and reduce material expulsion
- Rugged and hard wearing precision slides and solid construction provide long lifetimes
- Load cell and displacement options measure force and weld displacement for complete process benchmarking
- Pre-selected cylinder sizing optimizes force range to application
- Benchtop or pedestal mounting for manual or automated stations

TYPICAL APPLICATIONS




Welding automotive stamping



Magnet wire termination



Nut welding



Component frame construction

MH-1201A

Force Range: 70-265 lb
10 kA Secondary

KEY FEATURES

The MH-1201A head is an in-line weld head with spring follow-up, mounted to a rigid extrusion. Match to the 300 A inverter for light-to-medium welding applications.

- Integrated in-line spring for fast follow-up
- Precision linear bearings for long life
- Precision anti-rotation bearing ensures proper alignment of upper electrode assembly
- Optional displacement sensor mount
- Optional internal load cell
- Throat depth 2.9 inches



MH-1301A

Force Range: 97-393 lb
10 kA Secondary

KEY FEATURES

Integrated transformer inside head

The MH-1301A head has a solid welded frame with provision for an internal mounted transformer. The head features a cup style cylinder for fast follow-up, and has an optional lower electrode holder.

- Low friction cylinder for fast follow-up
- 3-inch stroke for easy part loading
- Lower T-slot platen for custom tooling
- Throat depth 8 inches

MH-1501C**Force Range: 141-1000 lb****24 kA Secondary****KEY FEATURES**

The MH-1501C is a high performance weld head with the flexibility to optimize the force range to the application. Different cylinder options means that the head is always working in the best force and follow-up combination.

- Benchtop or pedestal options
- Low inertia ram with integrated accelerator for fast follow-up
- Ram mounted to slide with zero clearance ball bearings to ensure precise movement
- Many cylinder options for different force ranges
- 8 inch throat depth and height

**FORCE RANGE OF MH-1501C WELD HEAD**

	MH-1501C
Force, 3 in cylinder at 20 psi	141 lb (64 kg)
Force, 3 in cylinder at 80 psi	565 lb (256 kg)
Force, 4 in cylinder at 20 psi	251 lb (114 kg)
Force, 4 in cylinder at 80 psi	1005 lb (456 kg)

TECHNICAL SPECIFICATIONS

	MH-1201A	MH-1301A	MH-1501C
Electrode force at 20 psi	97 lb (44 kg)	98 lb (44 kg)	See above
Electrode force at 60 psi	265 lb (120 kg)	–	–
Electrode force at 80 psi	N/A	393 lb (178 kg)	See above
Air cylinder size	2.48 in (63.0 mm)	2.50 in (63.5 mm)	3 in, 4 in (80 mm, 100 mm)
Electrode holders	4RW, (#1 MT)	4RW, (#1 MT)	5RW, (#2 MT)
Valve voltage	115 VAC, 24 VDC Optional	115 VAC, 24 VDC optional	115 VAC, 24 VDC
Electrode stroke	1.4 in (36 mm)	3 in (76 mm)	4 in (100 mm)
Throat depth	2.9 in (74 mm)	8 in (203 mm)	8 in (203 mm)
Max. secondary current	10 kA	10 kA	24 kA *

*Higher current and force options available, please contact AMADA WELD TECH

WEIGHT & DIMENSIONS

Dimensions (L x W x H)	Dimensions will vary with options ordered. Call AMADA WELD TECH.
Weight	Weights will vary with options ordered. Call AMADA WELD TECH.



AMADA WELD TECH INC.

1820 S. Myrtle Ave. • Monrovia, CA 91016 US
T: (626) 303-5676
info@amadaweldtech.com • www.amadaweldtech.com
ISO 9001 Certified Company • 24/7 Repair Service: 1-866-751-7378

AMERICAS

AMADA WELD TECH
(Midwest Technical Center)
Detroit, Michigan
T: (248) 313-3078
midwestsales@amadaweldtech.com

AMADA WELD TECH
(Mexico Office)
El Paso, Texas
T: (915) 881-8765
mxsales@amadaweldtech.com

EUROPE

AMADA WELD TECH
GmbH
Munich, Germany
T: +49-89-839403-0
infode@amadaweldtech.eu

ASIA

AMADA WELD TECH CO., LTD.
Isehara, Japan
T: +81-4-7125-6177
sales@miyachi.com

AMADA WELD TECH
SHANGHAI CO., LTD.
Shanghai, China
T: +86-21-6448-6000
jwu@msc.miyachi.com

AMADA WELD TECH KOREA CO., LTD.
Seoul, Korea
T: +82-31-8015-6810
sales@amadaweldtech.co.kr

AMADA WELD TECH TAIWAN CO., LTD.
Taipei, Taiwan
T: +886-2-2585-0161

AMADA (THAILAND) CO., LTD.
Bangkok, Thailand
T: +66-2170-5900
info@amada.co.th

AMADA VIETNAM CO., LTD.
Ha Noi, Vietnam
T: +84-4-6261-4583

AMADA WELD TECH
INDIA PVT., LTD.
Bangalore, India
T: +91-80-4092-1749
info@miyachiindia.com

Specifications subject to change without notice. Copyright© 2020 AMADA WELD TECH INC. The material contained herein cannot be reproduced or used in any other way without the express written permission of AMADA WELD TECH INC. All rights reserved.

follow us on:

