



WR Series

Resistance Welding Workstations


The WR Resistance welding workstations are designed with ease of use and reliability in mind.

Combining a power supply, weld head, process monitor and workbench, these compact workstations – designed to simplify welding tasks and maximize quality and reliability, while enhancing operator safety – are ideal for fast project startup.


KEY FEATURES

- DC inverter technology with up to 60,000 Amps provided on the secondary
- “Cascade” feature enables the use of one power supply with several workstations
- Integrate with either AMADA WELD TECH MH-1501 or KN-200A weld head providing fast follow-up allowing for complete metal fusion without weld splatter.
 - MH-1501 comes with integrated transformer that is sized for application and duty cycle. Electrode holders plumbed for water cooling.
- Optional weld monitor captures each and every weld and makes instantaneous comparison to known good reference. Alert when conditions fall outside of defined limits of the weld.
- Anti-tie-down buttons to safely initiate the weld cycle (foot switch optional).
- Adjustable electrode speed to facilitate safe handling and avoid damage to fragile parts.

TYPICAL APPLICATIONS



Copper electrical connections



Hot crimping



RF and hybrid devices

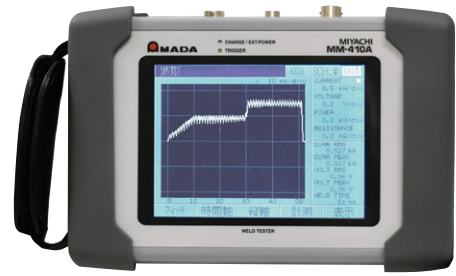


Automotive components

ENSURING MANUFACTURING SUCCESS WITH PROCESS MONITORING

Improve Quality • Reduce Downtime • Reduce Scrap

AMADA WELD TECH offers real-time process monitors for resistance welding, laser welding, micro TIG welding and hot bar reflow soldering. These stand-alone monitors are invaluable tools for product development, improving quality and throughput in production, and storing data for traceability.



TECHNICAL SPECIFICATIONS

POWER SUPPLY (options)	IS-300CA	IS-800CA	IS-1400CA
Maximum primary output current*	300 Amps @ 4.4%	800 Amps @ 3%	1400 Amps @ 3%
Settings – Constant current – Constant power – Constant voltage – Fixed pulse	0.05 - 20.00 kA 0.05 - 20.0 kW 0.20 - 9.99 V 10.0 - 99.9%	0.05 - 40.0 kA 0.05 - 60.0 kW 0.20 - 9.99 V 10.0 - 99.9%	0.05 - 80.0 kA 0.05 - 120 kW 0.20 - 9.99 V 10.0 - 99.9%
Weld monitors – Current – Power – Voltage – Pulse %	0.0 - 99.9 kA 000.0 - 999.9 kW 0.00 - 9.99 V 10.0 - 100%	0.0 - 99.9 kA 000.0 - 999.9 kW 0.00 - 9.99 V 10.0 - 100.0%	0.0 - 99.9 kA 000.0 - 999.9 kW 0.00 - 9.99 V 10.0 - 100.0%
Power source	380 - 480 VAC, Three Phase, 50/60 Hz, ±10%		
Output frequency**	600 - 3000 Hz	600 - 3000 Hz	600-3000 Hz

WELD HEAD OPTIONS

Part Number	KN-200A	MH-1501
Weld Force Range	Single Cylinder 250 - 1250 lbf (113 - 568 kgf) Dual Cylinder 250-4082 lbf (113-1855 kgf)	141 - 1005 lbf (64 - 456 kgf) 565 - 2840 lbf (256 - 1288 kgf)
Cylinder Stroke	1.98 in (50.3 mm)	4 in (101.6 mm)
Weld force control	SS-100A/SINGLE	Pneumatic
Electrode Holder	1 in (25.4 mm) diameter	4RW/5RW Water Cooled (Platens optional)
Electrodes	RWMA 3 and RWMA11 RWMA 2, 3, 11, 13, 14	4RW and 5RW Taper

WEIGHT & DIMENSIONS

	IS-300CA	IS-800CA	IS-14 00CA	Controller
Dimensions (L x W x H)	11.5 in x 9.9 in x 13.8 in (29 cm x 25 cm x 35 cm)	13 in x 30 in x 39 in (330 mm x 772 mm x 991 mm)	13 in x 31 in x 52 in (330 mm x 796 mm x 1321 mm)	12 in x 15 in x 24 in (30.5 cm x 38.0 cm x 61.0 cm)
Weight	Depends on options selected; contact factory			

SYSTEM DIMENSIONS, FEATURES AND SPECIFICATIONS

	Controller
Floor space	34 in x 36 in for base unit (power supply and optional chiller not included)
Weld process monitoring	Yes
Data logging	Optional
I/O	RS-232, RS-485, EtherNet I/P™*(optional)
Dimensions (L x W x H)	Approximate size 34 in x 36 in x 71 in (86.4 cm x 91.4 cm x 180.3 cm)

* EtherNet I/P™ is the trademark of ODVA, Inc.



AMADA WELD TECH INC.

AMERICAS

AMADA WELD TECH
(Eastern Technical Center)
High Point, North Carolina
T: (941) 544-5762
southsales@amadaweldtech.com

AMADA WELD TECH
(Midwest Technical Center)
Detroit, Michigan
T: (248) 313-3078
midwestsales@amadaweldtech.com

AMADA WELD TECH
(Mexico Office)
El Paso, Texas
T: (915) 881-8765
mxsales@amadaweldtech.com

EUROPE
AMADA WELD TECH
GmbH
Munich, Germany
T: +49-89-839403-0
infode@amadaweldtech.eu

USA Headquarters and Western Technical Center

1820 S. Myrtle Ave. • Monrovia, CA 91016 US
T: (626) 303-5676
info@amadaweldtech.com • www.amadaweldtech.com
ISO 9001 Certified Company • 24/7 Repair Service: 1-866-751-7378

ASIA

AMADA WELD TECH CO., LTD.
Isehara, Japan
T: +81-463-96-1111
sales@miyachi.com

AMADA WELD TECH
SHANGHAI CO., LTD.
Shanghai, China
T: +86-21-6448-6000
syli@amadaweldtech.com.cn
zqzhang@amadaweldtech.com.cn

AMADA WELD TECH KOREA CO., LTD.
Seoul, Korea
T: +82-31-8015-6810
sales@amadaweldtech.co.kr

AMADA WELD TECH
TAIWAN CO., LTD.
Taipei, Taiwan
T: +886-2-2585-0161

AMADA (THAILAND) CO., LTD.
Bangkok, Thailand
T: +66-2170-5900
info@amada.co.th

AMADA VIETNAM CO., LTD.
Ha Noi, Vietnam
T: +84-4-6261-4583

AMADA WELD TECH
INDIA PVT., LTD.
Bangalore, India
T: +91-80-4092-1749
info@miyachiindia.com

Specifications subject to change without notice. Copyright© 2023 AMADA WELD TECH INC. The material contained herein cannot be reproduced or used in any other way without the express written permission of AMADA WELD TECH INC. All rights reserved.

follow us on:

