

LIEBERT® RDU-A G2

Intelligent Monitoring Solution



FEATURES

The Liebert® RDU-A G2 allows data center managers to perform the following operations through a secure web page:

- Monitoring of the health and status of the equipment
- Monitoring of environmental conditions i.e. temperature and humidity, leak and smoke.
- Monitor the improved communication speed in transmitting control or commands to the equipment and parameter setting
- Records Data and Logs of historical information of alarms and notifications

3rd Party Communications:

- SNMP
- Modbus 485
- Dry contacts
- Analog Signals

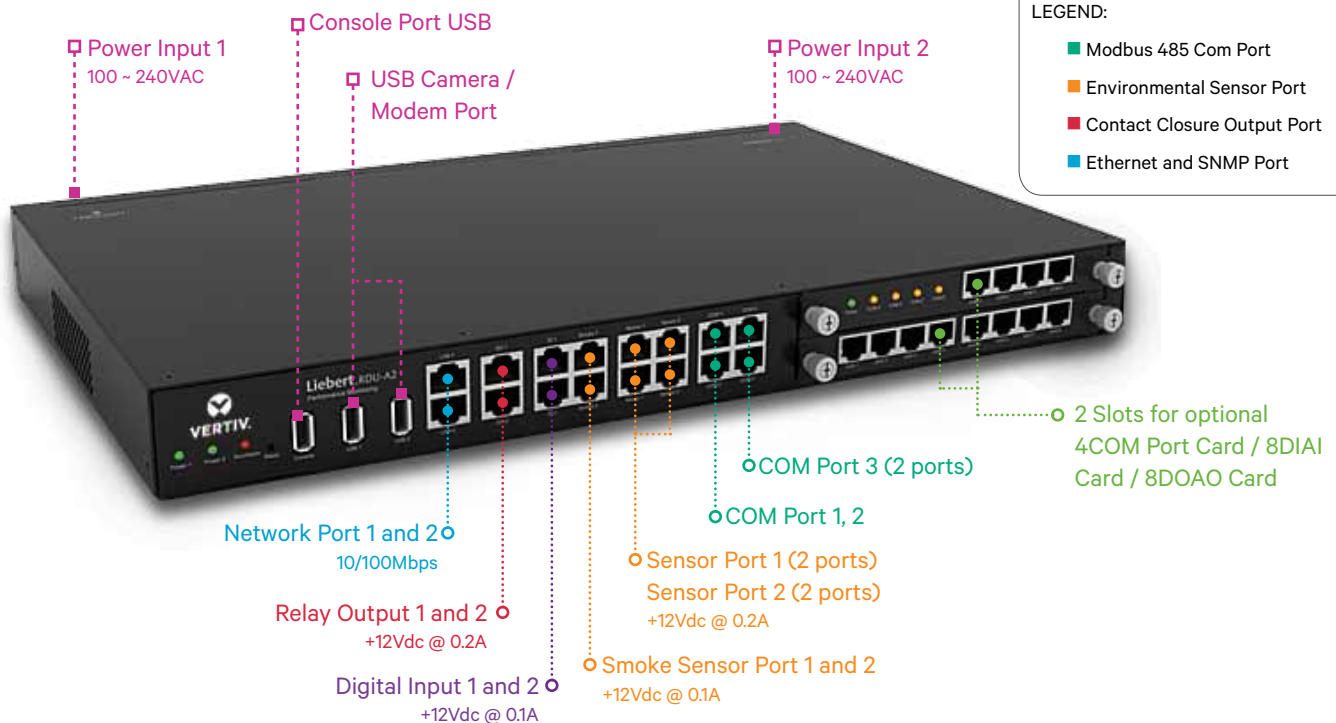
The Liebert® RDU-A G2 is an infrastructure management solution from Vertiv that allows data center administrators to manage environmental conditions i.e. temperature and humidity, leak, smoke, vibrations and digital inputs and outputs. It is also capable of monitoring infrastructure appliances such as UPS, precision cooling units, generator sets and etc. The Liebert® RDU-A G2 is equipped with a built-in web server, eliminating the need to perform a software installation.



FRONT



BACK




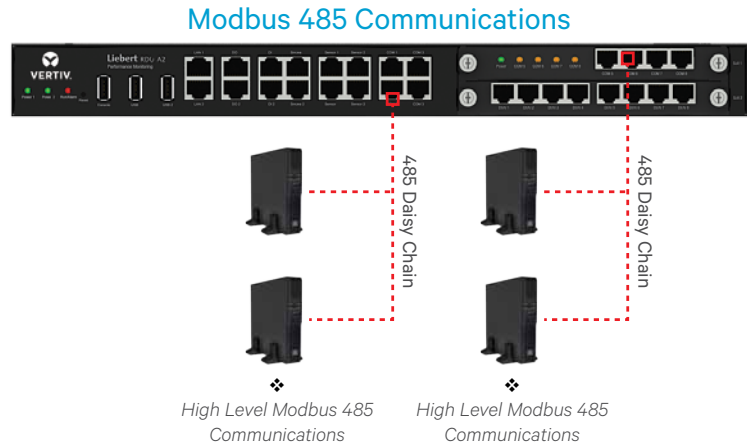
The Liebert® RDU-A G2 serves as the communication gateway for the equipment and the Liebert® RDU-M solution. It intelligently collects and communicates data and commands, giving IT administrators a comprehensive view of what’s happening at the equipment level of the facility.

Infrastructure Management

1. Modbus 485 and/or SNMP Communications

- i. **Default of 16 devices** in an RDU module (Can be all Modbus 485, or all SNMP, or a Mix).
- ii. Can be extended to have **additional 16 devices** more by purchasing licenses to make the total to a maximum of 32.
- iii. Each COM port can support a maximum of 4 daisy chained connection (need to be same device) BUT **maximum PER device will still be 32 devices.**


Note: If communicating to a 3^d party device, will need to get SNMP MIB File for SNMP communication and Modbus Reference Library for Modbus communication to build driver. This will incur additional charges.



Video Surveillance

1. 2 Ports for USB Camera

Note: Not for CCTV application

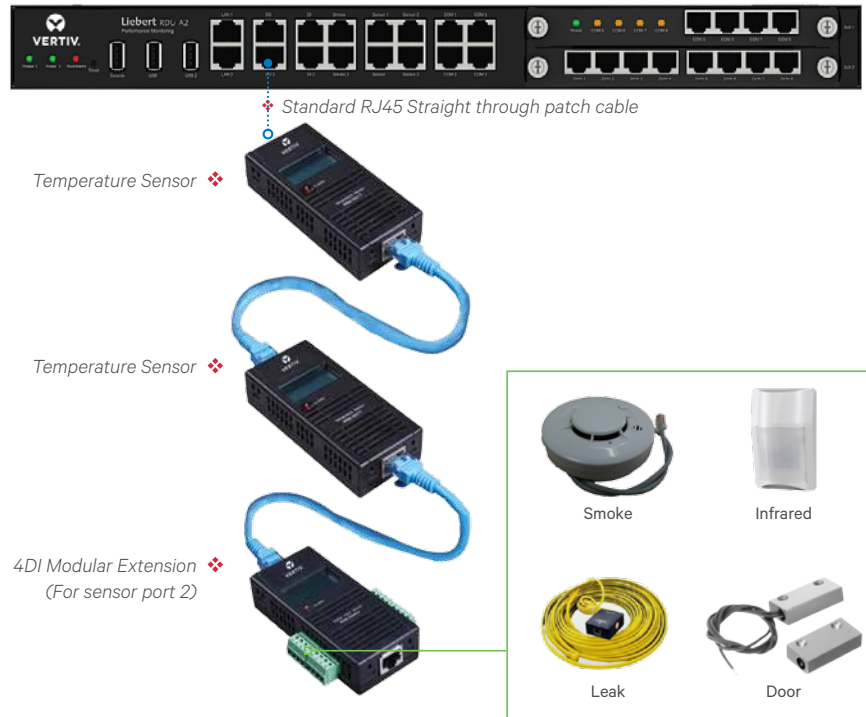


Environmental:

1. Temp and Temp/Hum Sensor

- i. By default (without the optional THUB) it can support up to 32 sensors
- ii. When THUB is connected, total maximum will be 80 sensors
- iii. Sensor Port 1 can only support Temp and/or Temp/Humid Sensor (max 16)
- iv. Sensor port 2 supports 16 knots. When 2 x 4DIF sensors are connected with all of the ports used, this will be considered as 10 knots (2x4DIF + 8 Sensors), the remaining 6 knots can be used for T /TH sensors.

Note: Each knot is considered to be 1 Sensor EXCEPT for the Smoke and Infrared Sensors which is considered to be 4 knots each.



2. Digital Input Sensor (Door Sensor, Water Leak Sensor, Smoke Sensor, Motion Sensor, Vibration Sensor)

- i. By default (without the optional 8DIAI Extension card) it can support up to 12 (8 of the 12 will be coming from 4DI sensor connected to the Sensor Port).
- ii. When 2 pieces of 8DIAI cards are connected, maximum of 28 Digital Input Sensors

3. Analog Input Sensor

- i. Maximum of 16 inputs using 2 pieces of 8DIAI optional card

4. Analog Output

- i. Maximum of 16 outputs using 2 pieces of 8DOAO card

5. Digital Output

- i. Maximum of 18 (2 default digital output + 16 from 2 pieces of 8DOAO card)

Note: When using Smoke and Infrared Sensors, it is considered to be 4 knots each or an equivalent of 4 sensors each.

**Environmental:
RDU-THUB**

1. 16 Sensor port extension hub

- i. Each sensor can have up to a maximum of 3 sensors each.
- ii. Each of the sensor ports can only accept Temperature and/or Temperature/Humidity sensors (This cannot accept DI sensors or any 4DI/4DIF)
- iii. Maximum of 48 sensors in 1 RDU-THUB. Total maximum when connected to the RDU-A G2 will be 80 sensors (32 on RDU-A G2 + 48 on RDU-THUB)
- iv. 1 RDU-A G2 can only support 1 RDU-THUB

RDU-A Generation 2



Standard RJ45 Straight through patch cable

RDU-THUB



Standard RJ45 Straight through patch cable



Mechanical Specifications

External model	Measurement	Value	Error
RDU-A G2	Height	43mm	<±0.5 mm
	Width	440mm	<±1 mm
	Depth	311mm	<±1 mm
	Weight	<8kg	
IRM-4COM IRM-8DIAI IRM-8DOAO	Height	20mm	<±0.5 mm
	Width	158mm	<±1 mm
	Depth	199mm	<±1 mm
	Weight	<1kg	

Environment Conditions

Item	Requirement
Application location	Usually in data center or computer room, with air conditioner
Working temperature	-10°C ~ +60°C
Relative humidity	5%RH ~ 95%RH, no condensing
Working environment	Dust: compliant with the indoor requirements of GR-63. No corrosive gas, flammable gas, oily mist, steam, water drops or salt
Air pressure	70kpa ~ 106kpa
Storage temperature	-40°C ~ +70°C
Cooling	Natural cooling
Power distribution network	TT/TN
Protection level	IP20

Performance Specifications

Ports	Cable standard	Distance (unit: m)
SENSOR1	Standard category 4 twisted-pair cable	≤ 100
SENSOR2	Standard category 4 twisted-pair cable	≤ 100
DI ports	Standard category 4 twisted-pair cable	≤ 100
DO ports	Standard category 4 twisted-pair cable	≤ 100
COM ports	Standard category 4 twisted-pair cable	≤ 100

Product Certificate: RDU-A G2 satisfies CE allege.